

Notices for Students in Dorm E (Observation Dormitory) for Self-Health Management

1. **Based on NSYSU Regulation, you are not allowed to attend classes during Self-Health Management.**
2. Duration of Self-Health Management: Upon having stayed in the Observation Dormitory (Dorm E) for **14 days**, you can return to your original dorm or rental residence at 8AM the next day.
3. When moving into the Observation Dormitory, Dorm Service Center will provide you with a set of room key and sensor card key. Please return the set to the Center upon move-out. Compensation will be claimed if the keys are lost.
4. One student per room will be arranged. A kit of cleaning supplies (basin, disinfectant alcohol, bleach, wide mouth bottle, wiping rag, tissue paper) will be provided. Please prepare your own bedding set (mattress, comforter, pillow, bed sheet) and daily necessities (toiletries, internet cable, plug adapter).
5. **When using Dorm E entrance, please wear a face mask and show your badge. Please also cooperate with the dorm staff to record your temperature and the time you enter and leave the Dorm.**
6. Please avoid leaving Dorm E unless it is absolutely necessary. **If you really need to leave Dorm E, please make sure to wear a face mask at all times.** You can purchase your meals and necessities on your own or return to your original dorm or rental residence to take the things you need. **Bringing cigarettes or alcohol into Dorm E is strictly prohibited.**
7. During your stay, **it is prohibited to accept visitors.** You can only meet visitors outside the Dorm area (and please make sure you wear a face mask).
8. For disease prevention, the use of washers or dryers is prohibited. Please hand wash your personal clothes and hang them up in your room to dry.
9. Disinfectant alcohol and hand soap will be provided in bathrooms. Please use the alcohol to disinfect properly after you use the bathroom or toilet.
10. Please wrap up your personal garbage and put it into the garbage can outside the dorm entrance on the 1st floor.
11. Please implement health management properly (**please refer to the Self-Health Management Notice**). If you find any symptoms, please contact the Office of International Affairs, the Office of Student Affairs Health Division (**07-5252000#2251 or 2253**) or Campus safety staff (**Campus safety emergency telephone: 0911705999**) as soon as possible for assistance.
12. For any other questions or assistance, please contact the staff at the Office of International Affairs or Dorm Service Center (**07-5256001**).
13. You can download a voice phone APP to dial campus extension phone numbers (please refer to the manual for VOIP on your mobile device). This APP can only be used to dial the extension number in NSYSU. It does not work with the phone numbers outside NSYSU or cell phones.
14. Office of International Affairs and extension numbers: (NSYSU Tel: 07-5252000)
 - Overseas Chinese students, students from HK and Macao: Hui-Ching Yap (ext.2241)
 - International degree students: Christine Yen (ext.2242)
 - International exchange and visiting students: Hana Ting (ext.2636)
 - International students for Chinese learning: Jasmine Chen (ext.3031)

Self-Health Management Notice

(Coronavirus disease 2019, COVID-19)

You have been identified as a person subject to COVID-19 testing under our community based surveillance. In order to reduce the risk of disease transmission and protect your family and friends, please abide by the following self-health management measures for 14 days from the onset of symptoms:

1. Please keep your hands clean. You should wash your hands with soap or alcoholbased hand sanitizers frequently. In addition, please refrain from touching your eyes, nose and mouth with your hands. If your hands touch any secretions from your respiratory tract, please wash your hands with soap and water thoroughly.
2. During the 14-day self-health management, please record your temperature and daily activities twice a day (morning and evening) correctly.
3. During the period, if you do not have any symptoms, you may return to normal life but please still avoid going to public places. When you go outside, please ensure that you wear a surgical mask as required.
4. If any uncomfortable symptoms occur, please make sure to wear a surgical mask and notify the local health authority to help you seek medical attention. When you seek medical attention, please show this notice to your physician, and inform the physician of your contact history, travel history, residence history, occupational exposure, and whether anyone else has similar symptoms.
5. During illness, please rest at home, wear a surgical mask and avoid going outside. If your mask is contaminated by secretions of nose or mouth, please fold it and throw into the trash immediately.
6. During illness, please wear a surgical mask and keep at least 1 meter away from others while talking to them.

Contact Information:

1. CDC's SPNP webpage: <https://www.cdc.gov.tw/En>

2. Inquiries on campus (University Tel:07-5252000)

1) Office of International Affairs:

- Mainland students: Melissa Su (ext.2244)
- Overseas Chinese students, students from HK & Macao: Hui-Ching Yap (ext.2241)
- International degree students: Christine Yen (ext.2242)
- International exchange students: Hana Ting (ext.2636)

2) Personal Matters:

- Physical Health: Ms. Kuo (ext.2252)
Health Service Division: m.me/healthNSYSU (FB messenger link)
- Mental Health: Ms.Chuang (ext.2233)
- Emergency: University Security (0911-705999)



CDC's SPNP Webpage



Health Service Division (messenger)

校園語音網路(VOIP) 手機操作說明

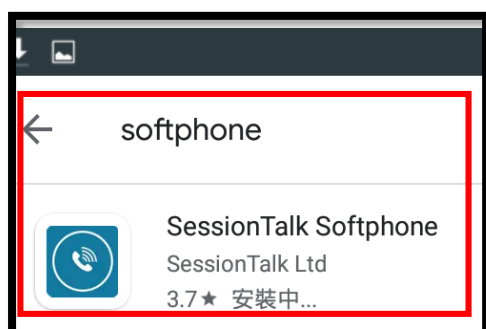
為方便檢疫住宿同學與校內工作人員聯絡目前開放五組號碼給同學設定使用。

(僅供校內撥打分機使用，無法撥打市話或手機)

Android 設定方式

STEP1: 至 PLAY 商店搜尋

SoftPhone 下載及安裝。




STEP2: 安裝時會跳出請允許所有通話權限，開啟 APP 時允許背景執行，才可收到電話。



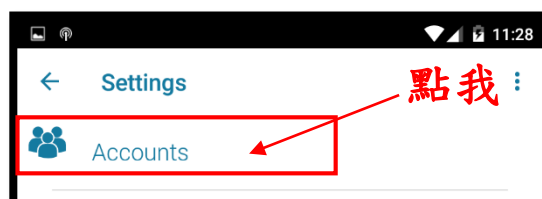
STEP3: 開啟 APP，點選左上角圖示，新增帳號。



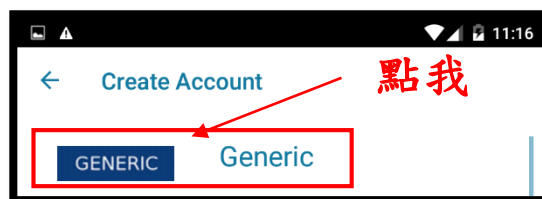
STEP4: 繼續點選 Settings。



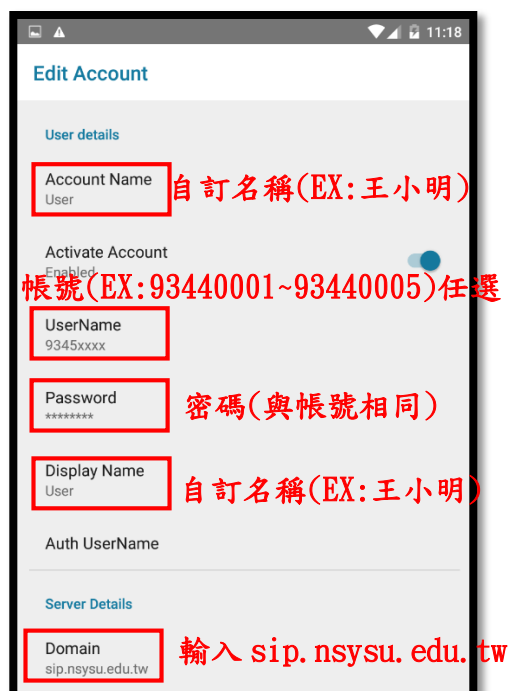
STEP5: 繼續點選 Accounts。



STEP6: 繼續點選 Generic。



STEP7: 輸入帳號設定。



STEP8: 變綠色確認設定完成。



Android 通話方式
(以分機 2517 為例)

撥打至校內工作 人員話機	工作人員不在座 位上(撥打手機)
直撥 2517	9345+2517(分機 號)




注意事項:

1. 此 APP 目前為 APP Store 上架的免費通話軟體，如遇通話品質不佳，建議請將手機先行重開機，再行使用。
2. 撥打電話時建議連線校園 WIFI。
3. 如使用上有疑問可寫信
samtsao@mail.nsysu.edu.tw
或撥打分機 2517 曹先生。

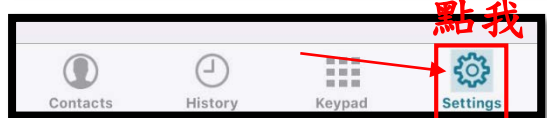
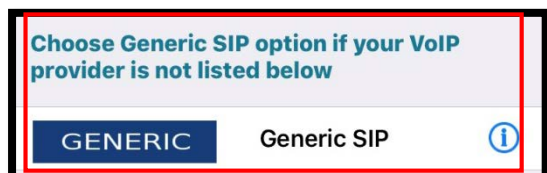
iOS 設定方式

注意: 第一次開啟 APP 跳出是否允許使用麥克風請選擇允許。

STEP1: APP STORE 下載 SoftPhone



STEP2: 下載完成打開 APP 初次設定
點選 Generic SIP, 如未跳出點選右下 Settings。



STEP3: 依序輸入自訂名稱、帳號、密碼、伺服器名稱, 點選右上角 SAVE 儲存。



自訂名稱(EX: 王小明)

Display Name

nsysusip

UserName

帳號(EX: 93440001~93440005)任選

93440005

Password

密碼(與帳號相同)

.....

Domain

輸入 sip.nsysu.edu.tw

sip.nsysu.edu.tw

STEP4: 綠色確認設定完成。



iOS 通話方式

(以分機 2517 為例)

撥打至校內工作人員話機	工作人員不在座位上(撥打手機)
直撥 2517	9345+2517(分機號)



注意事項:

1. 此 APP 目前為 APP Store 上架的免費通話軟體, 如遇通話品質不佳, 建議請將手機先行重開機, 再行使用。
2. 撥打電話時建議連線校園 WIFI。
3. 如使用上有疑問可寫信 samtsao@mail.nsysu.edu.tw 或撥打分機 2517 曹先生。